



WHALE TAIL

National Park Postcards Series

Foundation Paper Pieced
A Fiona Sandwich Pattern




Makes 2 4.5" blocks

Please check out my youtube channel for videos on piecing. If you have never foundation paper pieced, start with the National Park sign, then follow the Lake Louise block for how to join template pieces together.

Fabric Selection Tips:

Below are the closest color matches from Kona solids. For ease of selecting colors, consider using "Kona Cotton - Multi Digitally Printe Panel". There are differences between digitally printed and dye lots; please use the color suggestions as suggestions and not gospel. You don't need to rush out a purchase each solid I suggest! I would suggest purchasing the panel, and referring to the colors listed if you are stuck...or use the internet to search for the name and number (example: Kona 196 Blue Jay). Then use your imagination! Select fabrics in your stash! Feel free to change the colors to match your experiences in a park.

In homeopathy, there is a saying, "similimus similimum" - it's the law of similars. The law is not "exactamus exactimum" :) Choose SIMILAR fabrics, not exact fabrics!




Sky: Kona 109 Pond



Background Mountains: Kona 1256 OD Green



Tail: Kona 1071 Charcoal



Water: Kona 233 Celestial



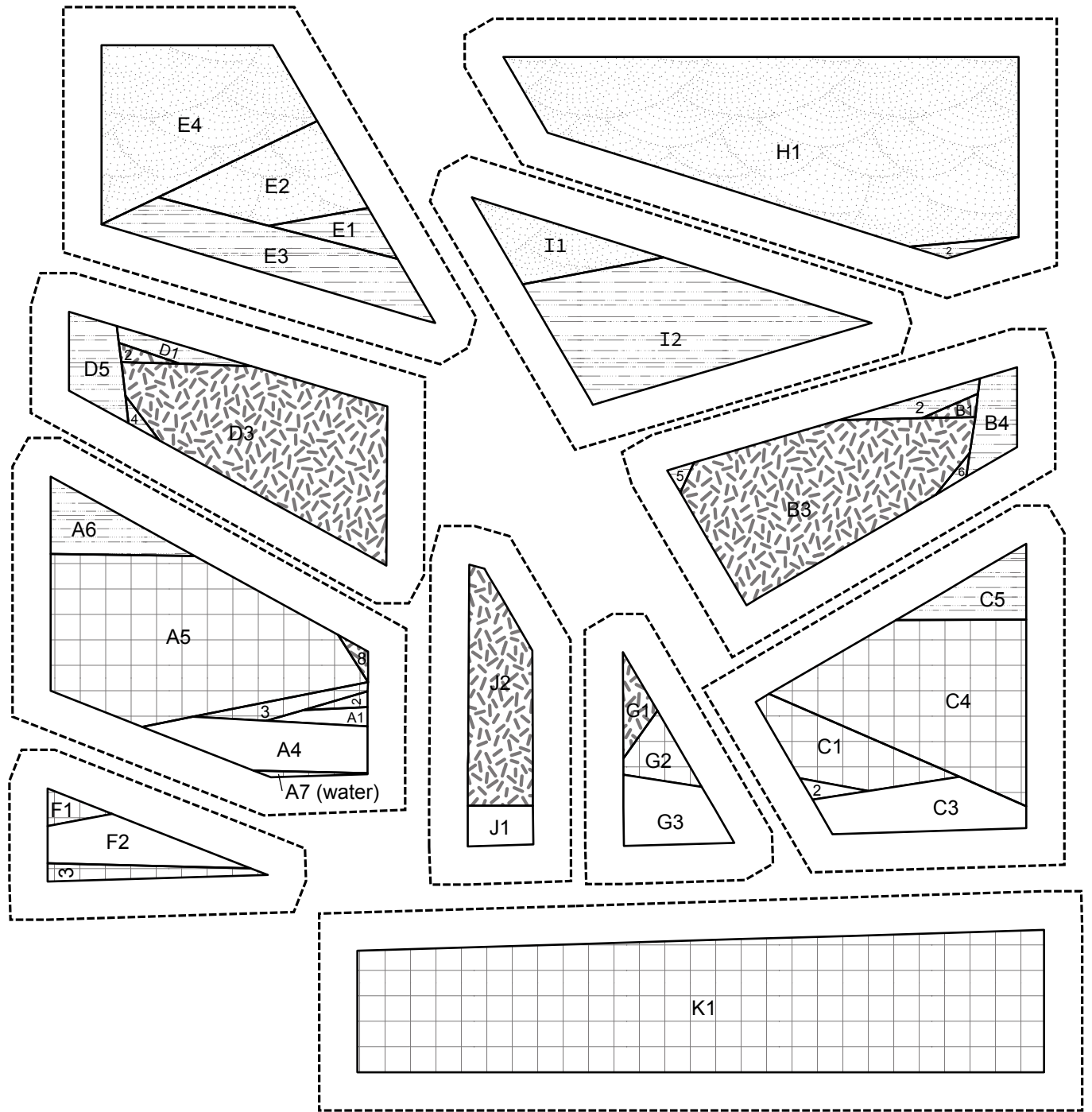
Splash: Kona 1287 PFD Bleach White



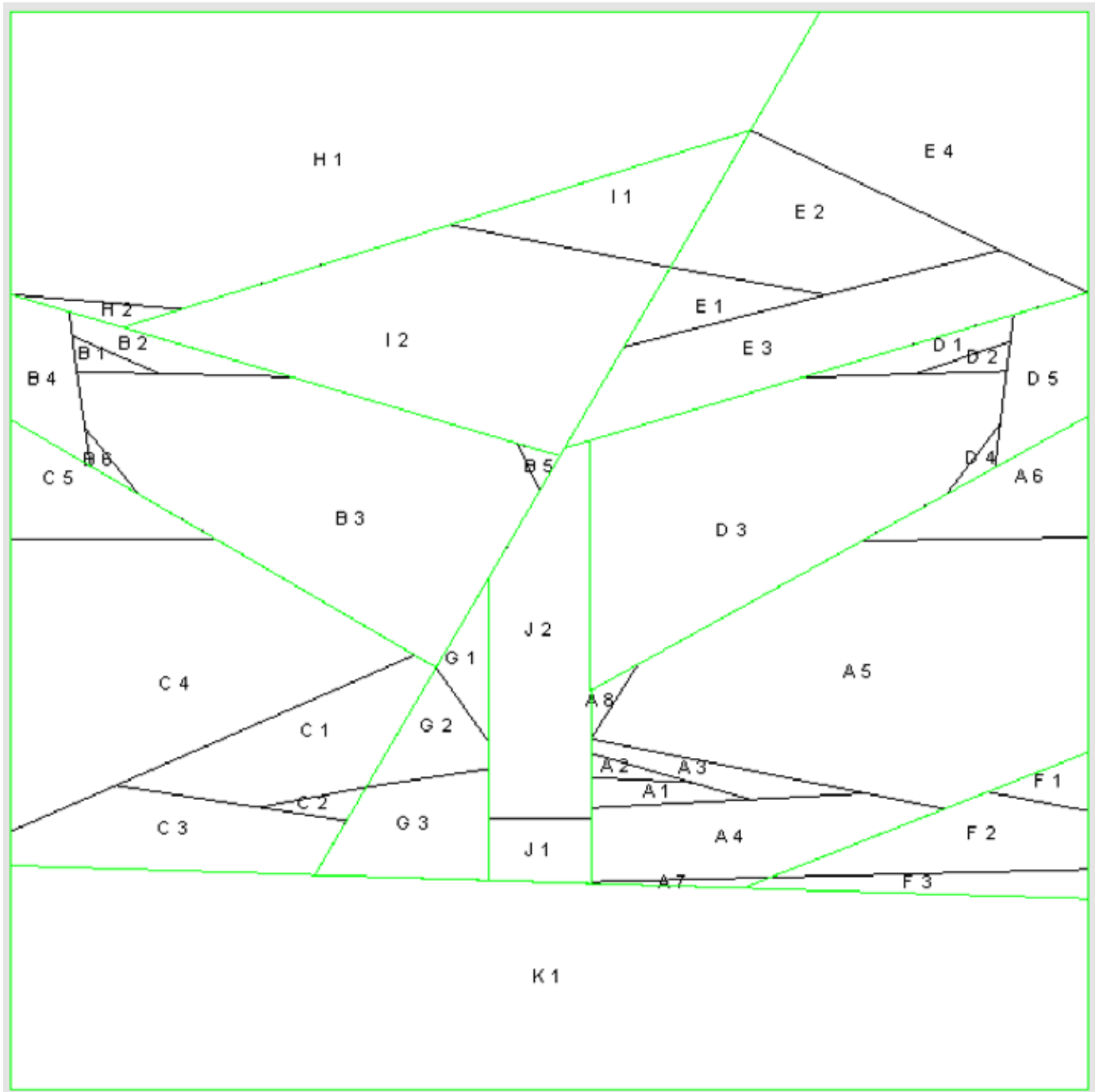
My block for inspiration.

Creativity Declaration: I am a creative person! I have more creativity than I know what to do with! I separate myself from the lies of "I can't" that my mind has believed in the past!

Copyright: This pattern cannot be duplicated for commercial use, or for friend, foe, or family. You may print and use this as many times as you'd like for personal use.



1" test
print
square



- Join H to I. Press.
- Join B to HI.
- Join C to BHI. Press. Set aside.
- Join A to F. Press.
- Join D to AF. Press.
- Join J to ADF. Press.
- Join G to ADFJ. Press.
- Join E to ADFGJ. Press.
- Join BCHI to ADFGJ. Press.
- Join AJ to K. Press.

NATIONAL PARK SIGN:

This is the special block you can sew your souvenir National Park patches to!

Piece in numerical order.

