

# fiona sandwich Summer Camp

Welcome to Summer Camp!

I hope that over the next few months, you dive into starting a National Park travel quilt, and these prompts bring back some of your favorite memories!

Summer Camp (and Winter Camp) is designed for, and open to, new Fiona Sandwich quilters. If you have already participated and earned prizes in two previous camps, you are welcome to join in and sew along for fun and encouragement but not for prizes.

For those who love the camp challenges and want to continue to grow in your creativity, I would love for you to join Recreate Creatively where you can earn prizes for your more advanced sewing.

## **RULES:**

No editing patterns. This is so Campers don't feel like they need special skills to participate. Edited blocks are permitted with Recreate Creatively. You are **MORE THAN WELCOME** to change fabric coloring.

You may use a pattern for a max of 2 different prompts. (Example: You may use the Great Smoky pattern for 2 different prompts). If the prompt says to sew the same block 2x, you can use that pattern for one more prompt.

All the activities are individual. No double dipping or combining.

All blocks must be sewn with English or foundation paper piecing.

You are welcome to use any Fiona Sandwich illustrated pattern from the State Parks, National Parks, and Condiment patterns. If this is your first Fiona Sandwich Camp (of any kind), you are welcome to use the Road Trip pattern. The Park Stamper Pin and the Park Signs excluded from Summer Camp.

We will verify purchases of patterns for those submitting blocks for prizes.

Post photos of your blocks to the Fiona Sandwich Quilt Along group as you finish them! This encourages other quilters, and grows everyone's creativity.

At the end of Camp, submit photos of ALL your blocks to [rachael@fionasandwich.com](mailto:rachael@fionasandwich.com). Please include the prompt activity in each photo. Submit photos with the prompts by Sept 5, 2023

Sewing must be completed between May 29 and September 4, 2023. Previously sewn blocks may not be submitted for prizes.

....continued

The overarching goal of Summerr Camp is to grow your creativity rather than checking off tasks. :) I encourage you to approach this with a childlike joy instead of professionally executed blocks. If you are learning, growing in your skills and creativity, we are elated. We understand that you are competing (with yourself) for prizes, but please keep joy, creativity and learning at the forefront of your goals. :)

If you have questions, please direct them to [rachael@fionasandwich.com](mailto:rachael@fionasandwich.com)

### **PRIZES:**

Sew 13 blocks: get a \$5 gift code to [fionasandwich.com](http://fionasandwich.com)

Sew 26 blocks: get a \$10 gift code to [fionasandwich.com](http://fionasandwich.com)


Sew 40 blocks: get a \$15 gift code to [fionasandwich.com](http://fionasandwich.com)

As you travel this summer, get extra patches from the sites you visit. We'll have a patch swap in the fall.

# Summer Camp Sewing Log

Please take a photo with the corresponding prompt, and post to the Fiona Sandwich Quilt Along group on Facebook.


Note: the prompt icons random, and not suggestions, or have anything to do with the prompt.



use flower fabric in a block



sew a block using only monochromatic colors



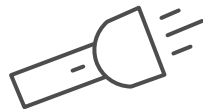
sew a site you've never been to




sew an animal block




Historic Trail



Rugged



sew a vignette with 2 or more block (park signs don't count)



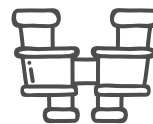
Ansel Adams



make a block to show "night sky"



make a block to show sunset



use a color you've not yet used



make a block using only solids



find fabric that could be used for 3 different things. Make 3 blocks



make a block using unusual colors




use the back side of fabric as the front



make the same block 2x to show day, and evening

Creativity Declaration: I am wonderfully creative! Creativity effortlessly flows through me and to me!



Sew 2 blocks from different, unrelated areas, using the same colors. For example: coastal and urban, historic and desert.



5 Blocks to Show (one for each)

- Woods
- Meadows
- Plains
- Mountains
- Streams



Make 3 blocks using the complementary colors:

- Red & Green (1 block)
- Yellow & Purple (1 block)
- Orange & Blue (1 block)



Yellow Sky



Purple Mountain Majesty



Urban Site



Patriotic



Block with a Modern Print



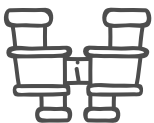
Sew a Lighthouse



Amber Waves of Grain



Block with ONLY Batiks



Scenic Trail



Change coloring on a bird pattern to show different bird

Creativity Declaration: I am a creative person. It's in my DNA!! I am enabled with a creative mind to do exceedingly, abundantly more than I could imagine!