

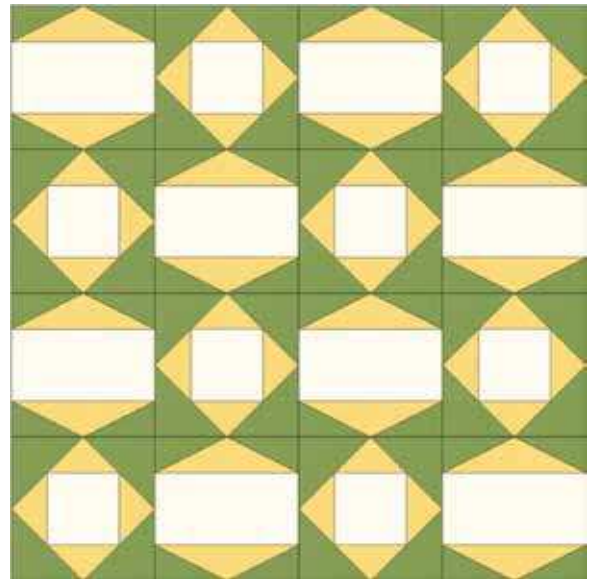



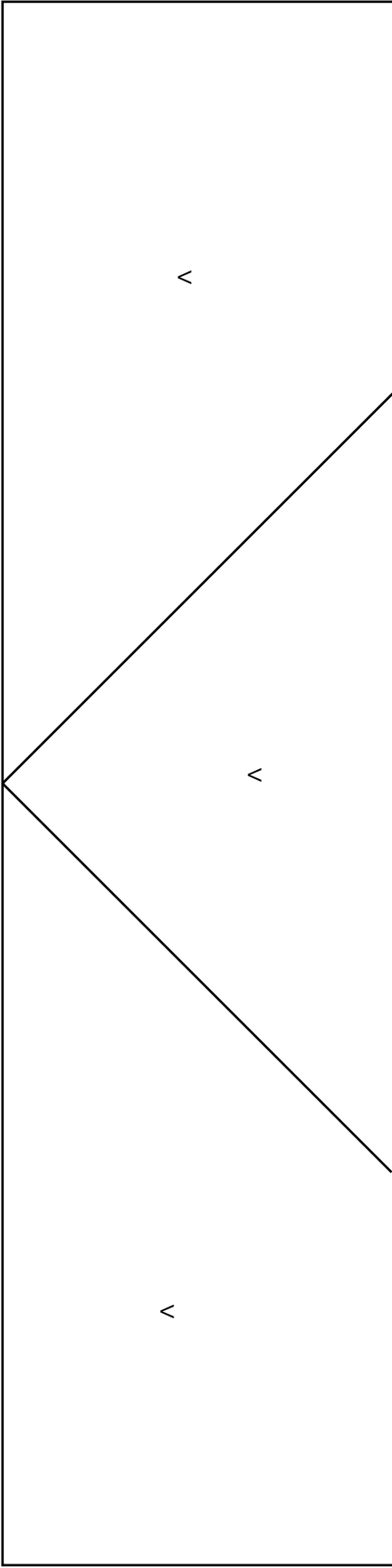
If you wish to make all your NP blocks the same size, here are some ideas. You can sprinkle in the 9x9" blocks as well. All of the NP Patterns are designed to fit together without sashing. Adding sashing or borders makes the blocks tricky to fit together. These additional blocks will help you make the 4.5 and 4.5x9 blocks the same size as the 9x9 blocks. Where you see a cream space, that is for a Fiona Sandwich NP block.




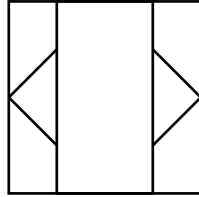
Copyright: This pattern cannot be duplicated for commercial use, or for friend, foe, or family. You may print and use this as many times as you'd like for personal use.

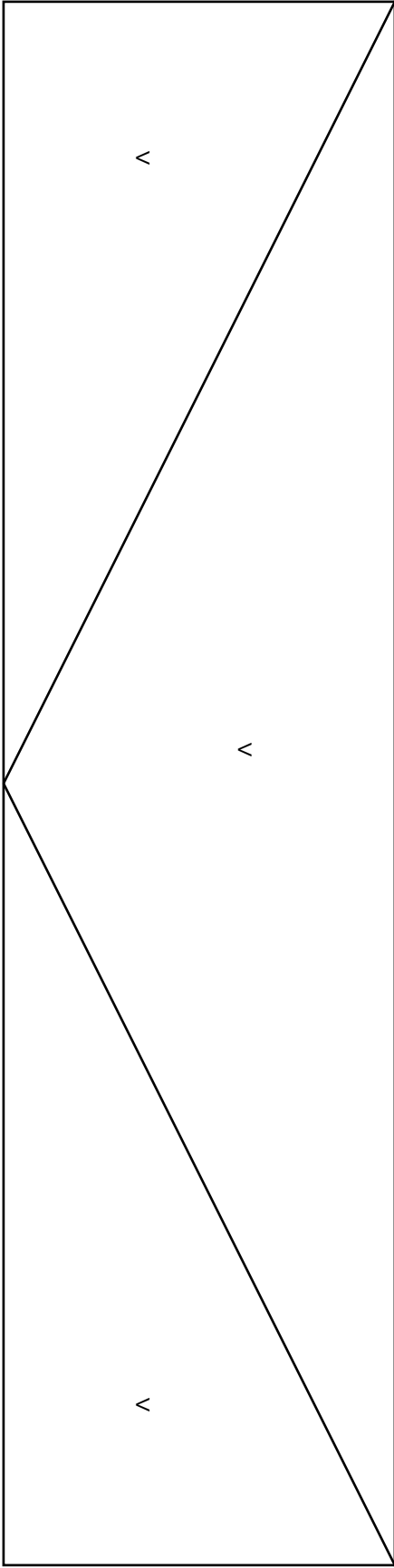


Print 2 to create this
block.



Print 2 to create 1 block. Use one of the middle section, and 2 of the triangle & trapezoid sections.





Print 2 to create 1 block. Use one of the middle section, and 2 of the triangle section.

