




# PICNIC TABLE SIGN

Foundation Paper Pieced  
A Fiona Sandwich Pattern



Makes 1 4.5" block

Please check out my youtube channel for videos on piecing. If you have never foundation paper pieced, start with the National Park sign, then follow the Lake Louise block for how to join template pieces together.

### Fabric Selection Tips:

Below are suggestions, based on the MODA Bella Solids Panel: My Favorite Color is Moda. There are differences between digitally printed and dye lots; please use the color suggestions as suggestions and not gospel. You don't need to rush out a purchase each solid I suggest! I would suggest purchasing the panel, and referring to the colors listed if you are stuck. Then use your imagination! Select fabrics in your stash! Feel free to change the colors to match your experiences in a park.

In homeopathy, there is a saying, "similimus similimum" - it's the law of similars. The law is not "exactamus exactimum" :) Choose SIMILAR fabrics, not exact fabrics!




Table: Moda 60  
Ivory

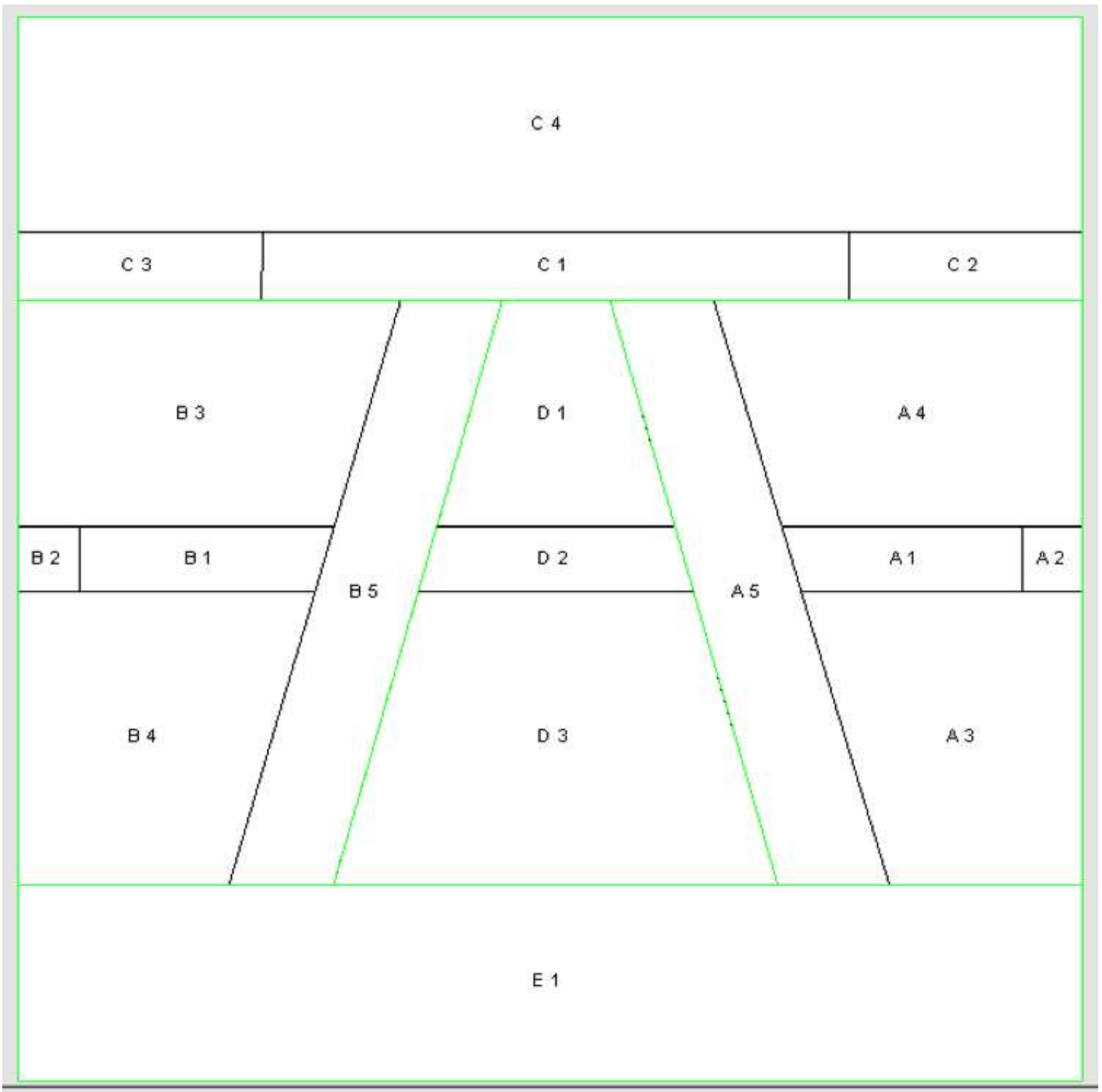


Background: Moda  
71 Moda U Brown

**Creativity Declaration: I am a creative person! I have more creativity than I know what to do with! I separate myself from the lies of "I can't" that my mind has believed in the past!**

Copyright: This pattern cannot be duplicated for commercial use, or for friend, foe, or family. You may print and use this as many times as you'd like for personal use.

1" test  
print  
square



Join A to D. Press.  
 Join B to AD. Press.  
 Join E to ABD. Press.  
 Join C to ABDE. Press.

