




# WEIR FARMS NHS

National Park Postcards Series

Foundation Paper Pieced  
A Fiona Sandwich Pattern



Makes 2 4.5" blocks

Please check out my youtube channel for videos on piecing. If you have never foundation paper pieced, start with the National Park sign, then follow the Lake Louise block for how to join template pieces together.

### Fabric Selection Tips:

Below are suggestions, based on the MODA Bella Solids Panel: My Favorite Color is Moda. There are differences between digitally printed and dye lots; please use the color suggestions as suggestions and not gospel. You don't need to rush out a purchase each solid I suggest! I would suggest purchasing the panel, and referring to the colors listed if you are stuck. Then use your imagination! Select fabrics in your stash! Feel free to change the colors to match your experiences in a park.


In homeopathy, there is a saying, "similimus similimum" - it's the law of similars. The law is not "exactamus exactimum" :) Choose SIMILAR fabrics, not exact fabrics!



House: Moda 150  
Kansas Red



Roof: Moda 106  
Earth



Background: Moda 72  
Celery



Grass: Moda 101  
Grass



Foreground  
Wall: Moda 183  
Silver



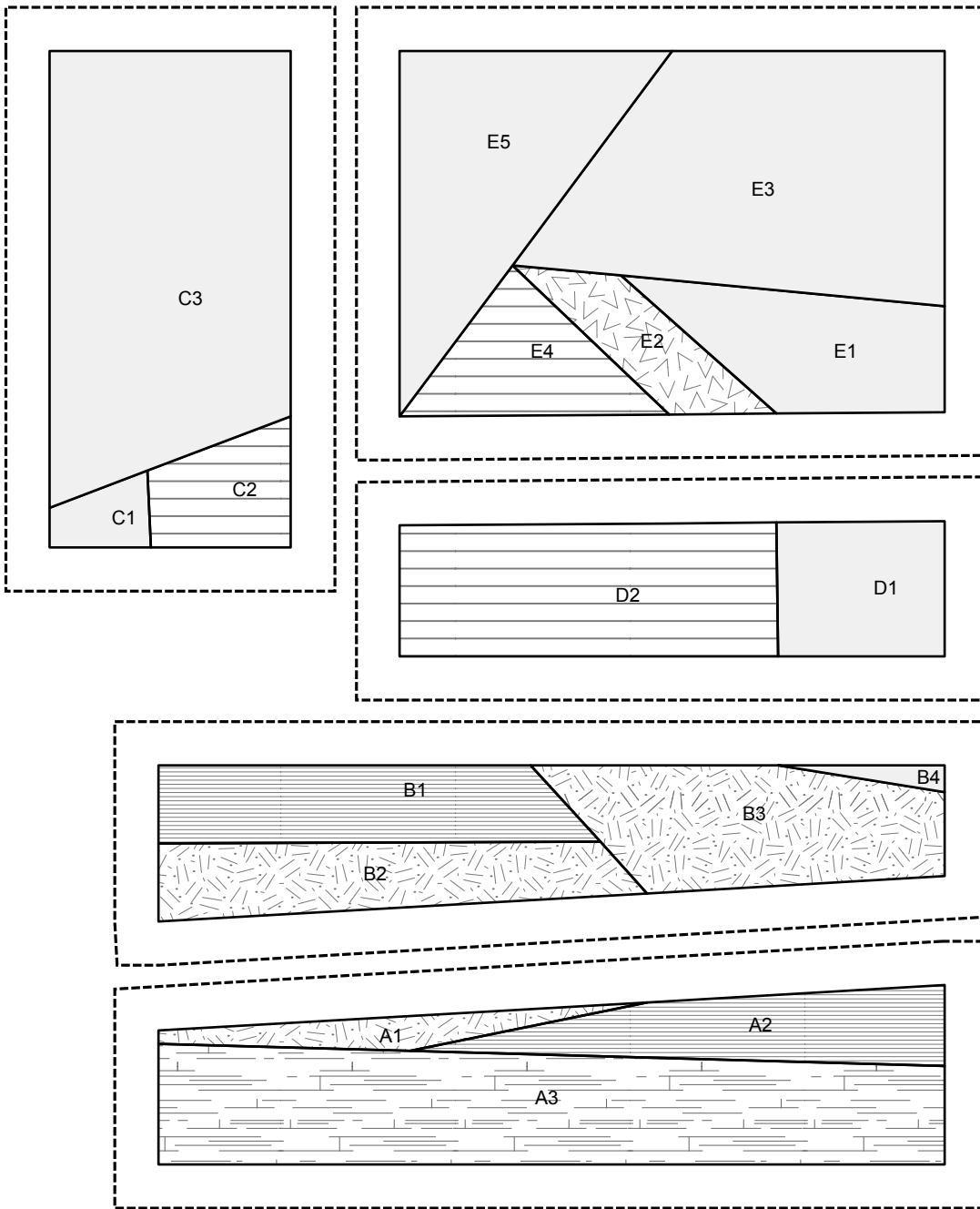
Background  
Wall: Moda 83  
Gray



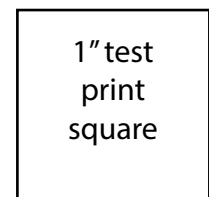
My block for inspiration.

**Creativity Declaration: I am a creative person! I have more creativity than I know what to do with! I separate myself from the lies of "I can't" that my mind has believed in the past!**

Copyright: This pattern cannot be duplicated for commercial use, or for friend, foe, or family. You may print and use this as many times as you'd like for personal use.



Join A to B. Press. Set aside.  
 Join D to E. Press.  
 Join C to DE. Press.  
 Join AB to CE. Press





**NATIONAL PARK SIGN:**

This is the special block you can sew your souvenir National Park patches to!

Piece in numerical order.

